



LUXOR CHAIR

D261

WAXMAN
Inspire your office

The design

DESIGNED BY CLAUDIO BELLINI

The Designer

Claudio Bellini (1963) architect and designer, lives and works in Milan where he runs his architecture and design practice, founded in 1996.

His global vision and capability of understanding the dynamics of various cultures and markets based on the harmony of beauty and efficiency brought him the recognition as one of the most influential European design practices all around the world.



ADI Design Index

2005 BOS, Frezza, Italy
2003 Motus, iGuzzini, Italy
2001 Ypsilon, Vitra, Germany
2000 Bella, Castaldi Lighting, Italy
1998 Twork, Frezza Italy

Archiproducts Award

2017 Axy, MDF Italia, Italy

Best of Neocon

2012 VIA, Steelcase, USA
2010 DR, Frezza, Italy
1998 Twork, Frezza, Italy

Design Preis Award

2008 My Lady Utensils, Barazzoni, Italy
2008 My Lady, Barazzoni, Italy

German Design Award

2020 UD, Sunon, China
2020 H'up, Sunon, China
2002 Conversa, BN Office, Poland

Good Design (Chicago) Award

2019 Equal, Vitra Bathroom, Turkey
2019 UD, Sunon, China
2019 H'up Sunon, China
2019 Elinor, Pedrali, Italy
2019 Ace, B.One, China
2016 Arrow, Ersä, Turkey
2015 Tikal, Senchuan, China
2014 So, Ersä, Turkey
2012 VIA, Steelcase, USA
2010 DR, Frezza, Italy
2008 My Lady Utensils, Barazzoni, Italy
2003 My Lady, Barazzoni, Italy
2001 Ypsilon, Vitra, Germany
1998 Twork, Frezza, Italy
1993 Extra Dry, Tecno, Italy

Good Design G-Mark

2019 Playworks, Sidiz, Korea
2019 Querencia, Allosso, Korea
2001 Palm House, Cherry Terrace, Japan

Good Design Korea

2021 Foresty, Fursys, Korea
2019 Playworks, Sidiz, Korea

iF Design Award

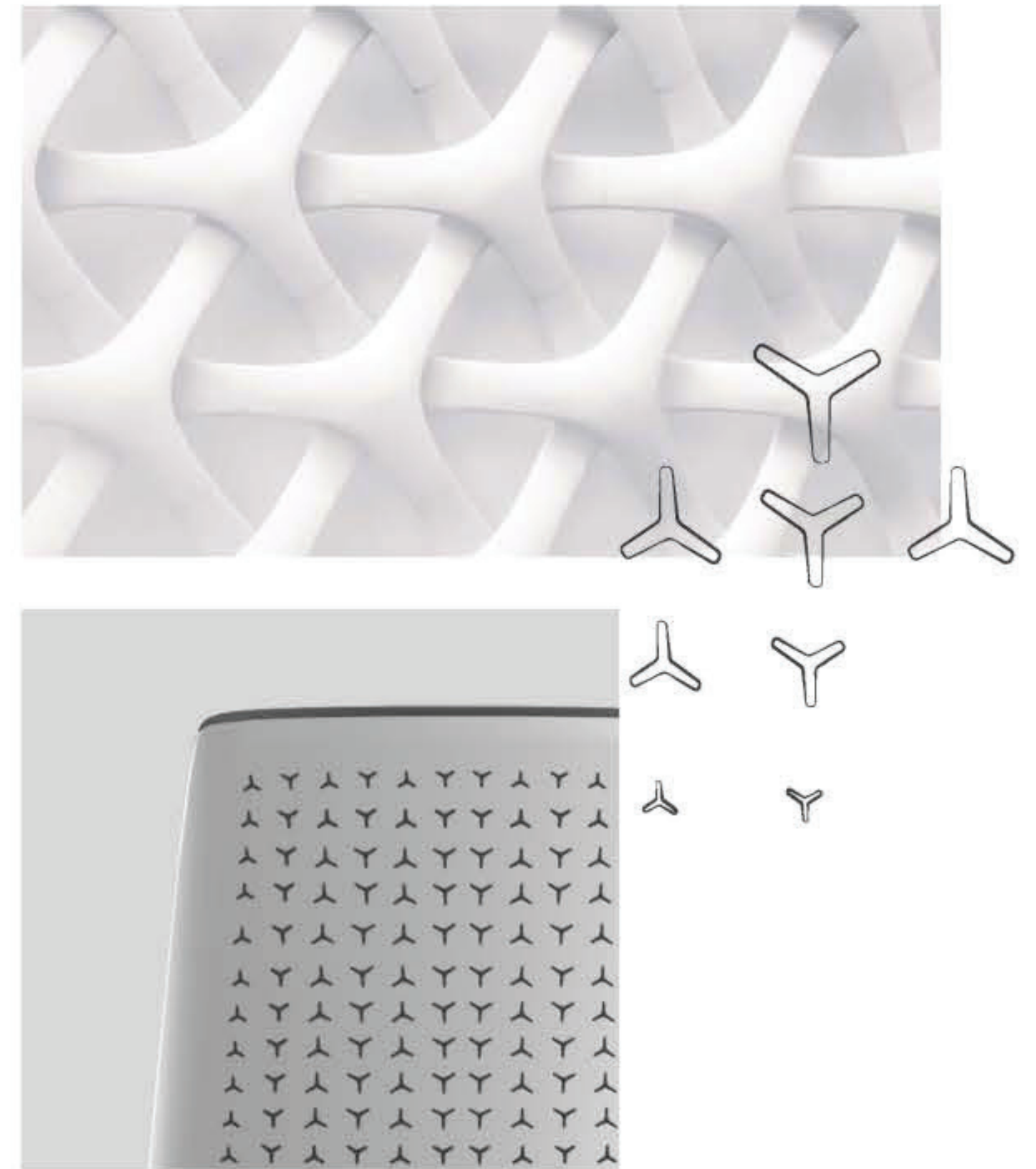
2021 Foresty, Fursys, Korea
2020 Equal, Vitra Bathroom, Turkey
2020 Querencia, Allosso, Korea
2019 Playworks, Sidiz, Korea
2017 Fungus, Sidiz, Korea
2012 My White, Saturn Bath, Korea
2011 Ega, Sidiz, Korea
2008 Moon, Barazzoni, Italy
2006 Butterfly, Barazzoni, Italy
2003 Motus, iGuzzini, Italy

Red Dot Design Award

2021 Yoco, Kano, China
2019 Playworks, Sidiz, Korea
2014 Fly, Heng Feng, China
2013 Liz Wood, Walter Knoll, Germany
2013 Liz, Walter Knoll, Germany
2013 Button, Sidiz, Korea
2011 Ega, Sidiz, Korea
2008 Gio, Walter Knoll, Germany
2008 Moon, Barazzoni, Italy
2003 My Lady, Barazzoni, Italy
2002 Ypsilon, Vitra, Germany
2000 Iti, Artemide, Italy



Inspiration



Simply Ergonomic

KEY INSPIRATION

A user-friendly chair that provides a personalised lumbar support making it suitable to all users. One chair fits all!



Luxor chair offers a range of applications that support both individuals and groups, in resident and nomadic settings, with the flexibility to adapt and evolve as the needs of the organization shift.



One chair
for every
space







The ergonomic concept

What is an ergonomic chair?

Nowadays, many professions require people to sit at the computer and work in the office. Long hours poor sitting posture can cause pain in neck, knees and lower back. It can also cause inattention and even depression.

Therefore, ergonomics not only ensure a safe and healthy workplace, but also a comfortable workplace that adapts to people's physical and mental capabilities to the greatest extent and minimize the impact on health issues. The ergonomic chair helps to provide enough support for users, promote blood circulation, support the body in the best way and encourage exercise. An ergonomic chair is an important factor for concentration, quiet thinking and active team discussions in an efficient working mode.





Innovative comfort

The backrest of Luxor provides users with exquisite support through innovative geometric design. Thanks to the cushioning support of its dual mesh frame and a sturdy middle frame. The characteristics of the mesh is capable of adapting to the movements of the user whilst providing a generous back support . The mechanism that is easily adjustable at the back of the chair adjusts to the users spine, hence providing optimal spinal support that is especially needed for long-hours sitting. The flexible dual layer mesh adds comfort and cushioning to the user when leaning back.



DUAL MESH FRAME

The inclusion of a double net frame provides a more cozy appeal, making it suitable for both commercial offices and also home offices; supported by the fact that the new norm now includes an adaptation to a more flexible working environment be it at home or in the office.



CONSTRUCTIVE MOBILITY

In between the two meshes lies a middle support that serves as the actual backrest whilst the mesh layer adapts to the movements of the user. This enables a generous back support without compromising in a personalised sitting behavior. The fact that the new norm now includes an adaptation to a more flexible working environment be it at home or in the office.

Lumbar support adjustment

No need to adjust your postures for Luxor. With just a snap of a handle, Luxor's lumbar support (stroke of 40mm) could provide the best spine support to achieve the pressure balance for your spine to facilitate different sitting behaviors.




Balance tilt

The newly designed tilting device of Luxor Chair has a simple control mechanism. Users only need to move their fingertips to achieve leaning back with the backrest follows along user's body in a very natural way, allowing users to switch from working mode to relaxing mode easily.

The smooth and balancing movement of Luxor's tilting mechanism provide users a comfortable recline experience.





Personalized office

The South Korea imported mixed-color fabrics provide an interesting collision between bold , eye-catching colors and calm ,deep tones. It perfectly blends modern expressions with warm and casual aesthetics, The soft and rich touch adds a unique modern personality to the office environment. The mixed-color design can visually weaken daily wear effect, improve the durability of the fabric and extend the service life of the seat.

The fabric passed the Martindale test 30,000 revolutions

Luxor ot only can provide dynamic support for users but also fit in various office environment. The inspired design creates a timeless appearance that complements other design elements in the office space.

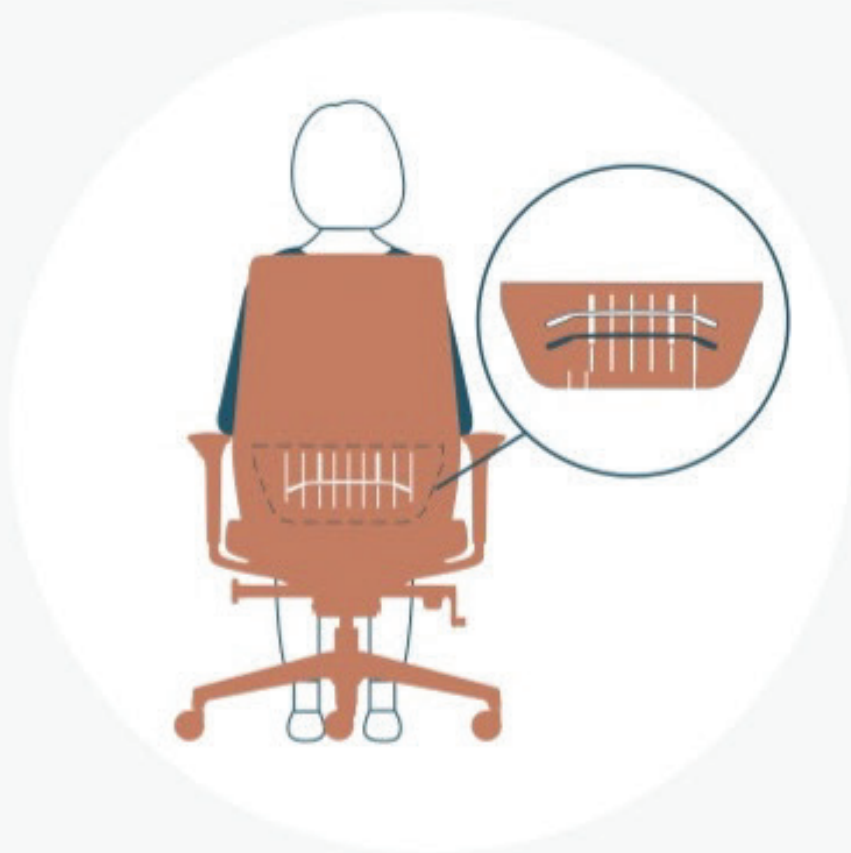


Luxor Ergonomic task chair




Ideal sitting posture

The height adjustable seat and armrests can achieve the right angles for your arms and legs, Your upper legs should be at 90° angle from your body & feet are supported



Great support

Height adjustable lumbar support could provide steady support for user’s spine. Encourage users to always maintain a correct and healthy sitting posture.




One fits all

The backrest fits tightly to the curvature of the spine, providing support for users with various body sizes




Enough free space

The seat cushion sliding adjustment can help users with different heights find a suitable position.



Keep good working posture

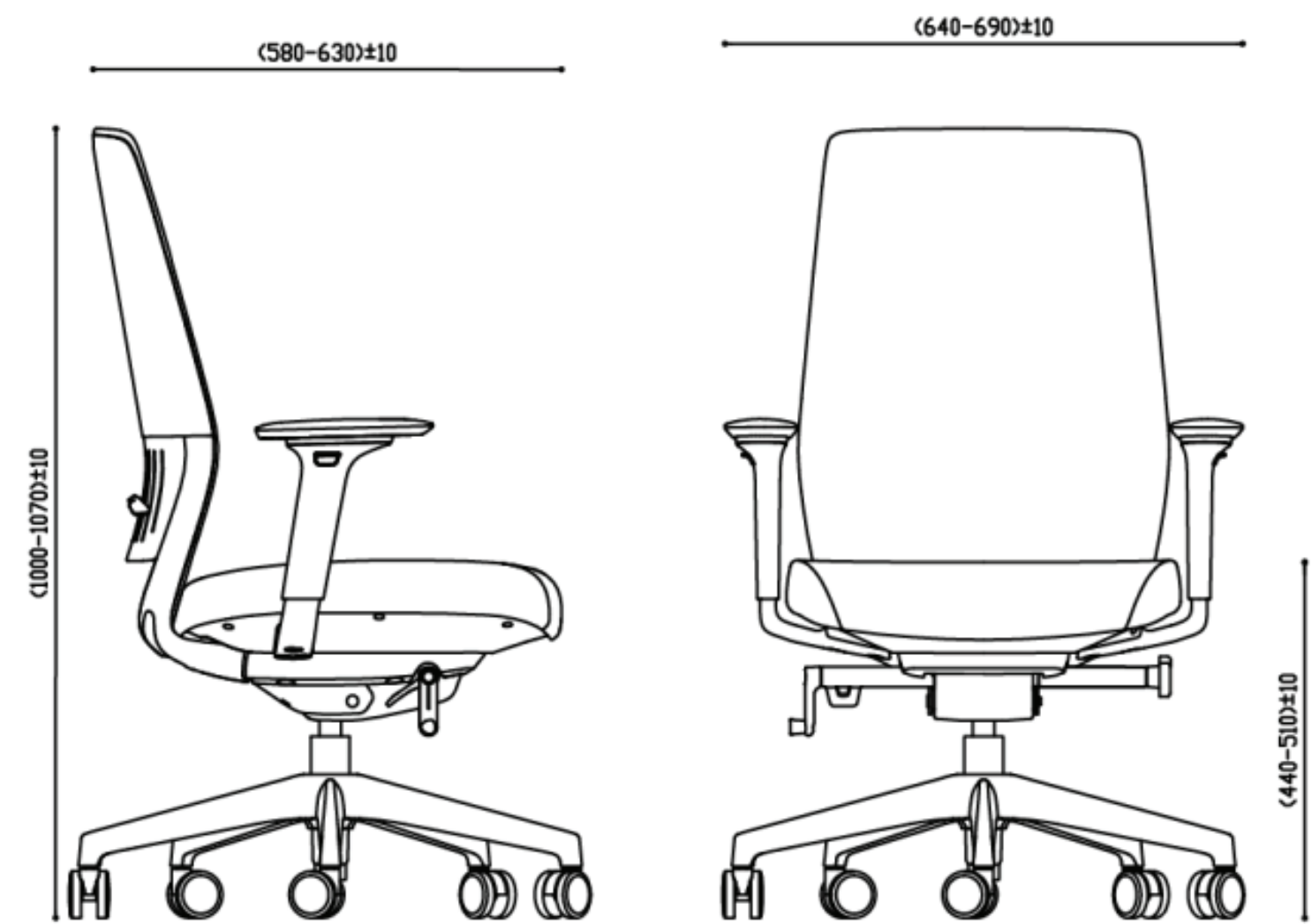
The armrests are parallel to the floor and shoulders are relaxed. The top of monitor at eye level .



Customized for you

Intuitive and easy-to-use seat adjustment function, Designed specifically for your body.

Size



More options

Frame




Black White Gray

Bases




Black Aluminium bases Gray

Backrest



FB2801 Dark Gray FB2802 Dark green FB2803 Orange

Backrest Seat



FC3401 Dark Gray FC3402 Dark green FC3403 Orange

WAXman

Inspire your office

www.waxman.co.il